

HUNT TRADITIONAL HYDRONIC CAST IRON RANGE RADIATORS

SUPPLIED BY:



HUNT
HEATING

EURONORM
EN 442

Traditional Cast Iron radiators have a great appeal to many people – the rough, rustic, almost unfinished surface provides great character for the home that requires special effects.

Sold by section, these radiators feature 4 or 6 columns with optional footed end sections.



HUNT
HEATING

10 YEAR*
WARRANTY




FINISHES

Radiators are supplied undercoated white and are treated to resist atmospheric agents. This makes an ideal primer for the finishing coat of enamel in your colour choice.

MEASUREMENTS

Available as 4 and 6 columns in various heights.

PAW FOOT



FOOTED END SECTION



SHOWROOM

11 Fiveways Boulevard
Keysborough
VIC 3173

PHONE 1300 00 1800

FAX (+613) 9798 5133

enquiries@huntheat.com.au



HUNT HEATING
The smart choice.

www.huntheat.com.au

HUNT TRADITIONAL HYDRONIC CAST IRON RANGE Outputs & Dimensions

Tables based on ΔT 60 - Mean water temperature in radiator of 80°C and room temperature of 20°C.
 ΔT 50 - mean water temperature in radiator of 70°C and room temperature of 20°C.

Model	Output Kw		# Columns	Height	Depth	Max # Sections	Section Widths
	Δt 60	Δt 50					
LBT 300-4	0.055	0.043	4	300	144	30	60
LBT 415-4	0.082	0.065	4	415	144	30	60
LBT 600-4	0.118	0.093	4	600	144	30	60
LBT 700-4	0.137	0.108	4	700	144	30	60
LBT 900-4	0.176	0.139	4	900	144	30	60
LBT 425-6	0.121	0.095	6	425	221	30	60
LBT 600-6	0.169	0.133	6	600	221	30	60
LBT 700-6	0.190	0.151	6	700	221	30	60
LBT 899-6	0.248	0.197	6	899	221	30	60

Note: radiators to be ordered with feet and wall brackets as appropriate

NOTES:

Total length of radiator equals number of sections x 60mm. Add 15mm extra for plugs to either end of the radiator (30mm overall).

Central distance of pipework equals total length including plugs plus 90mm for the radiator valves (depending on valves used).

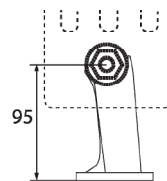
To calculate centre line of valves from wall, take radiator depth off table above and divide by two, add bracket depth required (options of 30,45 & 60mm) for total off wall.

Position wall brackets 150mm down from top of radiator as shown.

Care should be taken when specifying larger sections, as the total weight may exceed practical limits.

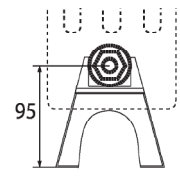
MOUNTING OPTIONS		
3 - 15 Sections	16 - 25 Sections	26 - 40 Sections
2 Feet/Footed Sections	3 Feet/Footed Sections	4 Feet/Footed Sections
3 Wall Brackets	4 Wall Brackets	6 Wall Brackets

Type A



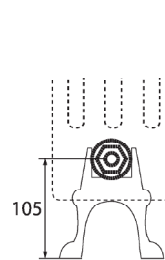
LBT FOOT
not suitable in use over 4 section

Type B



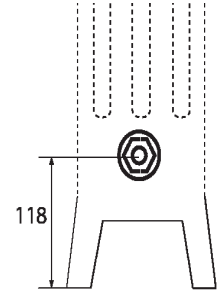
RADIATOR FOOT

Type C

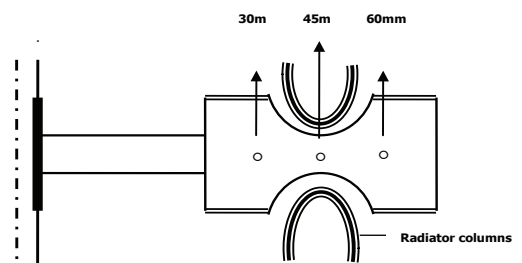


PAW FOOT (UNPAINTED)

Type D



RADIATOR FOOTED SECTION



WALL BRACKET

Adjustable to 3 positions - measurements are from wall to centre of radiator which corresponds to centre of bracket curves (comes with screw to adjust to three hole positions)